

PEDESTRIAN 150



FAST
AND EASY
TO INSTALL

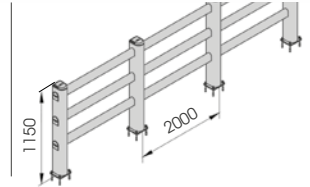


**M12
GALVANISED STEEL**




**PED 150 2000x1150
MODULAR**

Packing Colour **unpacked on pallet**
 B M

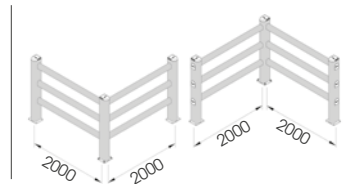


Equipped with accessories



**PED 150 2000x1150
CORNER**

Packing Colour **unpacked on pallet**
 B M



Equipped with accessories

